



Mutual Aid TACS

SW MATAC 1-28

How to use them / How they work UPDATED 9/24/18



SW Mutual Aid TACs

BENEFITS

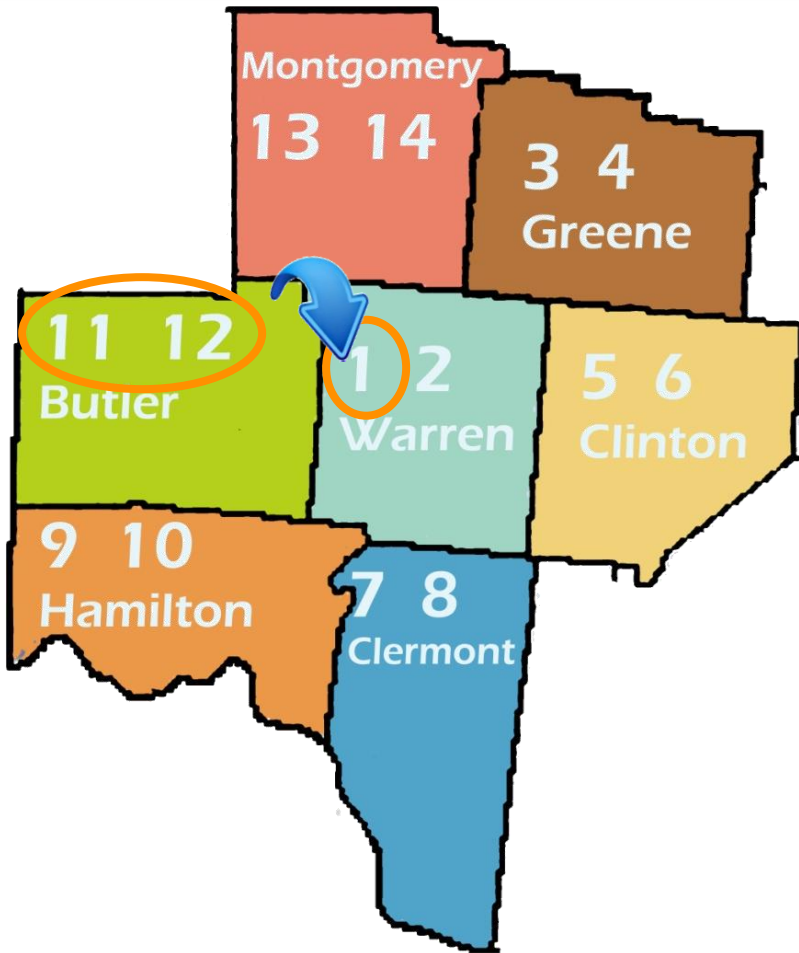
- County-to-County mutual aid for SW Ohio MARCS IP counties.
- Quick, pre-planned interoperability without navigating endless zones.
- No need to additionally program neighboring counties' radio systems into your radios (if desired).

ASSIGNMENT

- Earmarked (2) per county - numbered instead of named because they can be used by anyone in the event of a large-scale emergency.
- Hosting Dispatch Center is responsible for patching the existing incident talkgroup with their SW MATAC once neighboring counties mutual aid.

LAYOUT - No requirement to keep MATACs in any specific order in your county's radios. Agencies mutual aid most often with counties closest to them and will want those MATACS in easy-to-access positions.

Scenario Example | Butler County Mutual Aids into Warren County



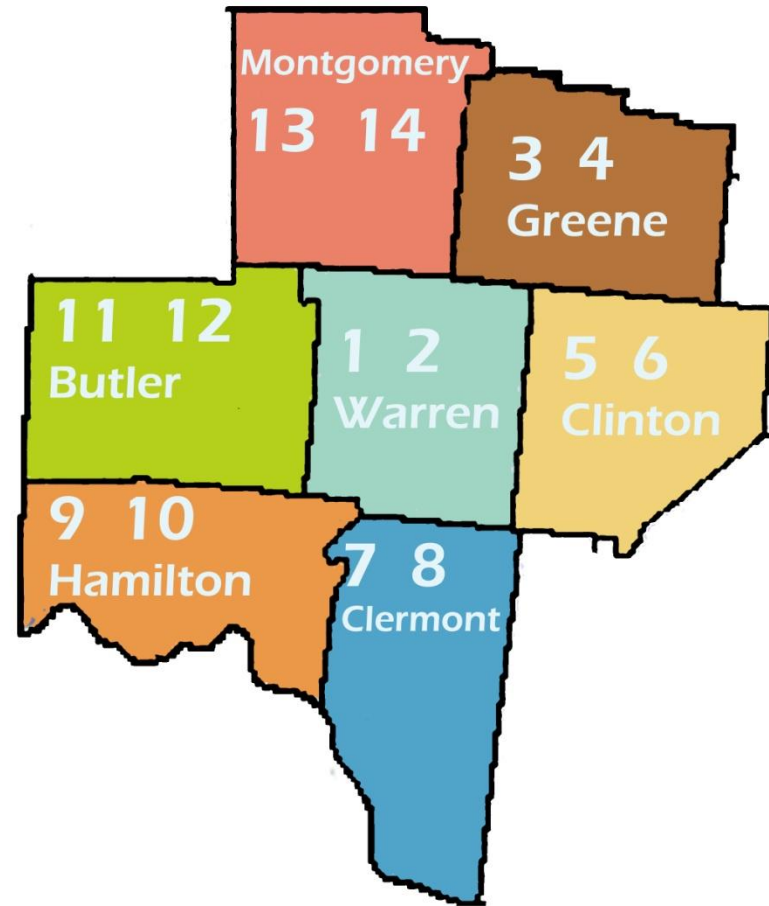
1. Warren Co. handles incident on local channel
2. Incident grows, needing mutual aid from BC
3. WC assigns SW MATAAC 1 for BC to use.
4. WC 'joins' the incident talkgroup to SW MATAAC 1, allowing BC units to hear incident traffic and not causing WC units to switch talkgroups mid-incident.
5. If incident grows, can expand to MATAAC 2
6. If incident grows further, can use Butler's SW MATAAC 11 and 12.
7. If further MATAACs are needed, use lateral MATAACs in the second bank or those earmarked for additional responding Counties.
8. If MAYDAY is declared, all people not involved in the rescue drop down to the MAMAYDAY of the zone they're operating in, to continue ground communication.

The Earmarks

Zone D & E for all Warren County Fire Agencies

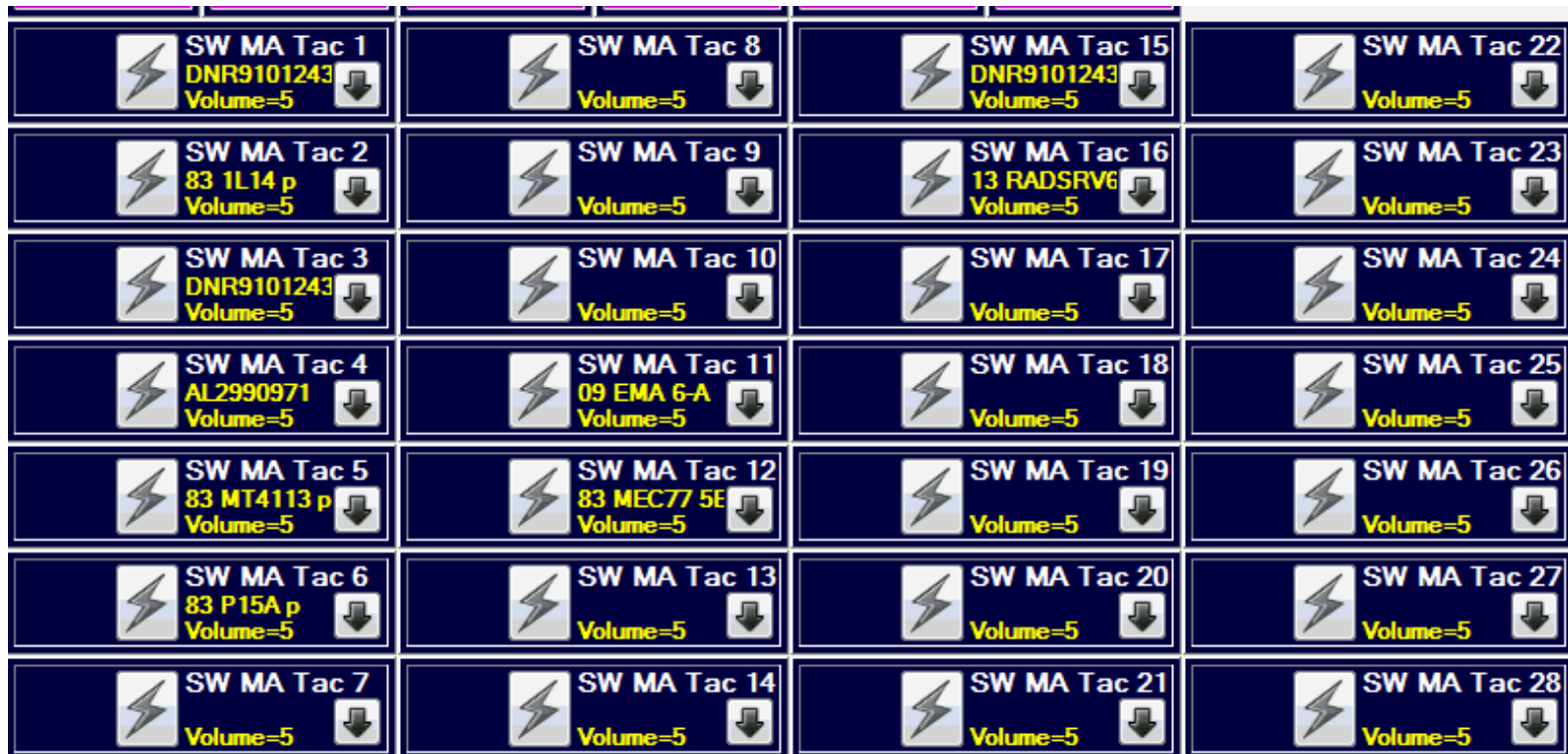
Zone E & F for all Warren County Law Enforcement Agencies

1	SW MA TAC 1 (Warren)	SW MA TAC 15
2	SW MA TAC 2 (Warren)	SW MA TAC 16
3	SW MA TAC 3 (Greene)	SW MA TAC 17
4	SW MA TAC 4 (Greene)	SW MA TAC 18
5	SW MA TAC 5 (Clinton)	SW MA TAC 19
6	SW MA TAC 6 (Clinton)	SW MA TAC 20
7	SW MA TAC 7 (Clermont)	SW MA TAC 21
8	SW MA TAC 8 (Clermont)	SW MA TAC 22
9	SW MA TAC 9 (Hamilton)	SW MA TAC 23
10	SW MA TAC 10 (Hamilton)	SW MA TAC 24
11	SW MA TAC 11 (Butler)	SW MA TAC 25
12	SW MA TAC 12 (Butler)	SW MA TAC 26
13	SW MA TAC 13 (Montgomery)	SW MA TAC 27
14	SW MA TAC 14 (Montgomery)	SW MA TAC 28
15	SW MYDY 1	SW MYDY 3
16	SW MYDY 2	SW MYDY 4



Warren County Dispatch's Perspective

SW MATAAC resources are housed on their MCC7500 consoles



Warren County Dispatch's Perspective

Monitoring boxes are on every Dispatcher's console with circle buttons

Green = free Red = in use

This is seen by other MARCS counties who install these buttons on their consoles
(INTEROPERABILITY!)



Emergency Button + SW MATAAC

- If you hit your emergency button while on a SW MATAAC, your radio locks onto that talkgroup for the duration of your emergency activation.
- Dispatch will be notified but it also allows those closest to you on the scene to know you're in distress.
- Anyone not involved in your rescue is to drop down to the SW MYDY1 or SW MYDY2 to continue incident operations, leaving you on the activated SWMATAAC for open communications.